

# Covid-19 Monitor: Knowledge, Attitudes, Practices, and Impacts of Covid-19 Wave 6



Kingdom of the Netherlands

# Today

- Methodology
- Results
- Questions and answers

**Note: Please keep the contents of this presentation and the report you will receive within government and international organization circles for the time being. The contents will eventually be made public, but are aimed at supporting government and donor decision making.**

# Methodology

- Data was collected using the random digit dialing method from June 4- June 6, via cell phone. Overall, 1095 respondents were interviewed; the minimum response rate was 37.0%;
- Data are representative of the adult population of Georgia, excluding Abkhazia and South Ossetia. The theoretical margin of error does not exceed 3.0%;
- Interviews were conducted in Georgian, Armenian, Azerbaijani, and Russian languages;
- Results are weighted using demographic information from the 2014 Georgian National Census adjusting on respondents' gender, age, ethnic identity, education, and residence.

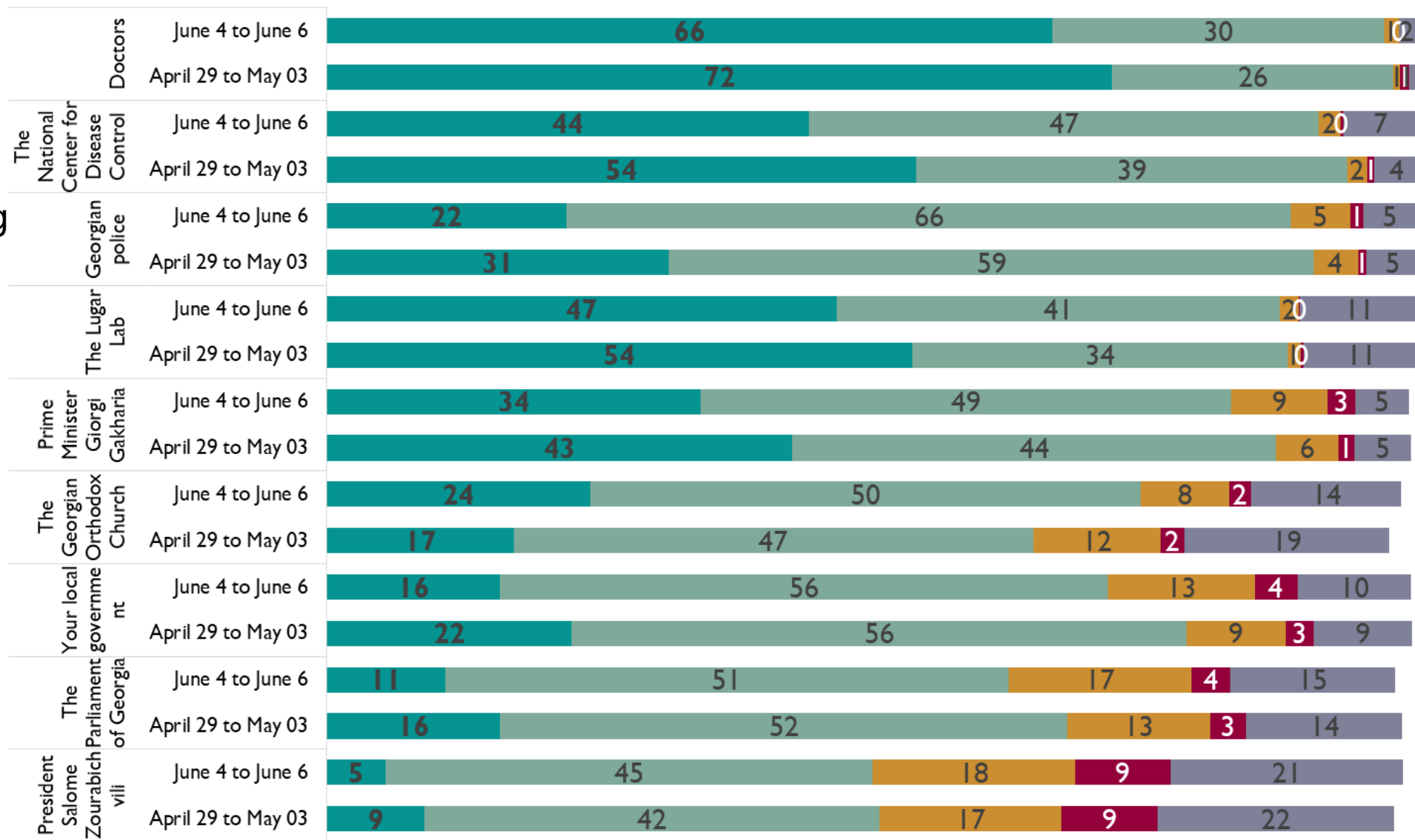
# Attitudes towards institutional response and policy approval

# Institutional performance (%)

Very well Well Badly Very badly Don't know

Institutional performance assessments remain high, but are declining in degree of positivity.

The Church is the exception to the rule, with an increase in positive performance assessments.



Most people approve of the vast majority of recently implemented policies.

There's less support for subsidizing mortgages due to higher uncertainty.

## Approval of different policies (%)

■ Approve

■ Disapprove

■ Dk

Restarting public transportation from 29 May

95

4

Restoring intercity public transportation from 8 June.

94

5

Wearing masks in public transport

93

6

Allowing from 1 June shopping centers and indoor and outdoor markets, to reopen.

93

6

Allowing restaurants which have outside dining areas to resume operating from 1 June

87

9

4

Allowing hotels to resume working from 8 June.

82

13

5

Subsidizing mortgages taken from June 1

66

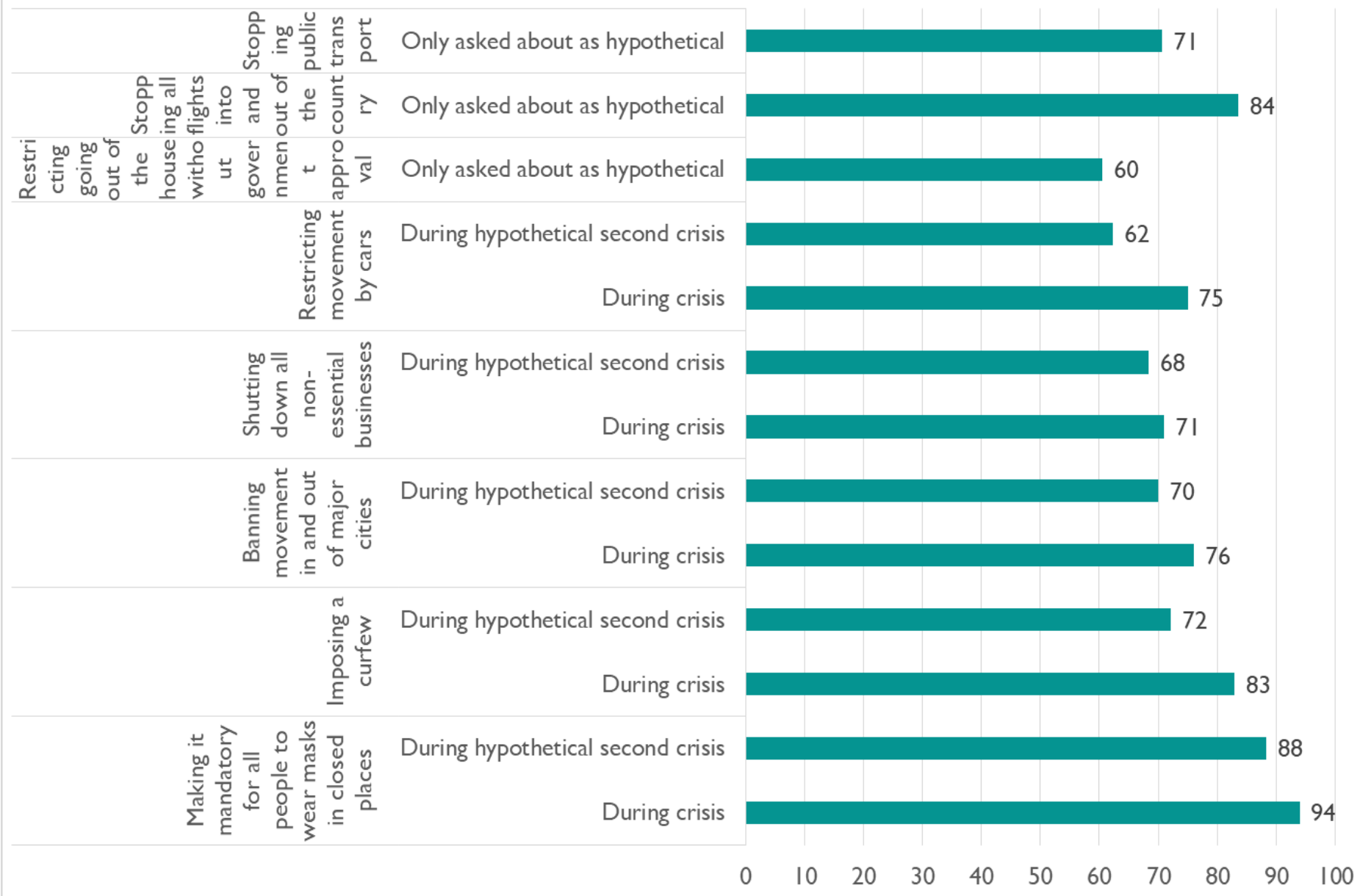
10

24

# The future of the virus

When asked whether they believe there will be a 2<sup>nd</sup> outbreak, a plurality said no (44%), 27% said yes, and 28% were uncertain.

## Policy approval during crisis versus during potential second crisis (%)

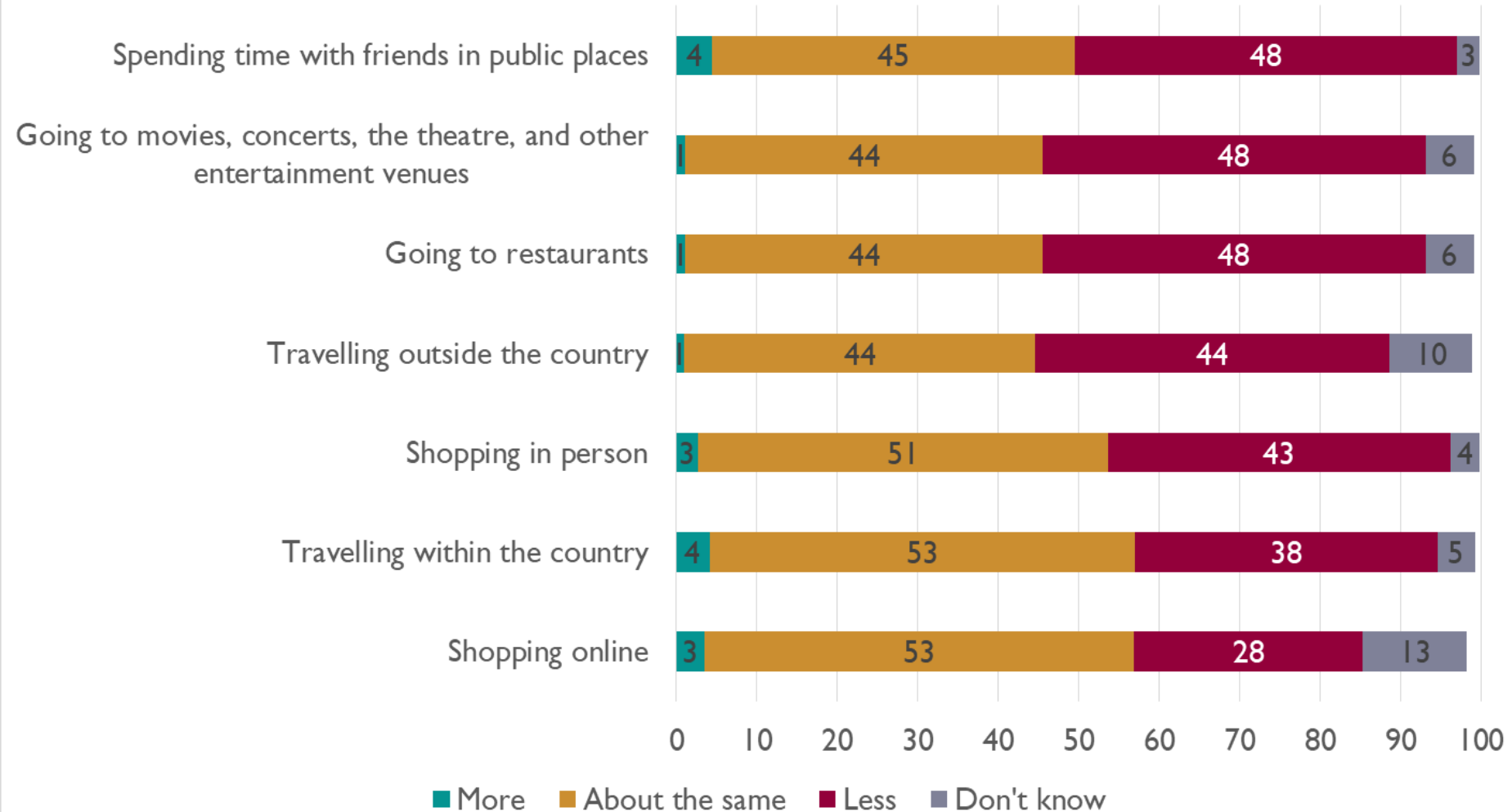






Women are slightly more likely to report they'll do less of these things in the future.

## Thinking about six months from now, do you think that you will do the following activities more, less, or about the same as you did before the Coronavirus? (%)



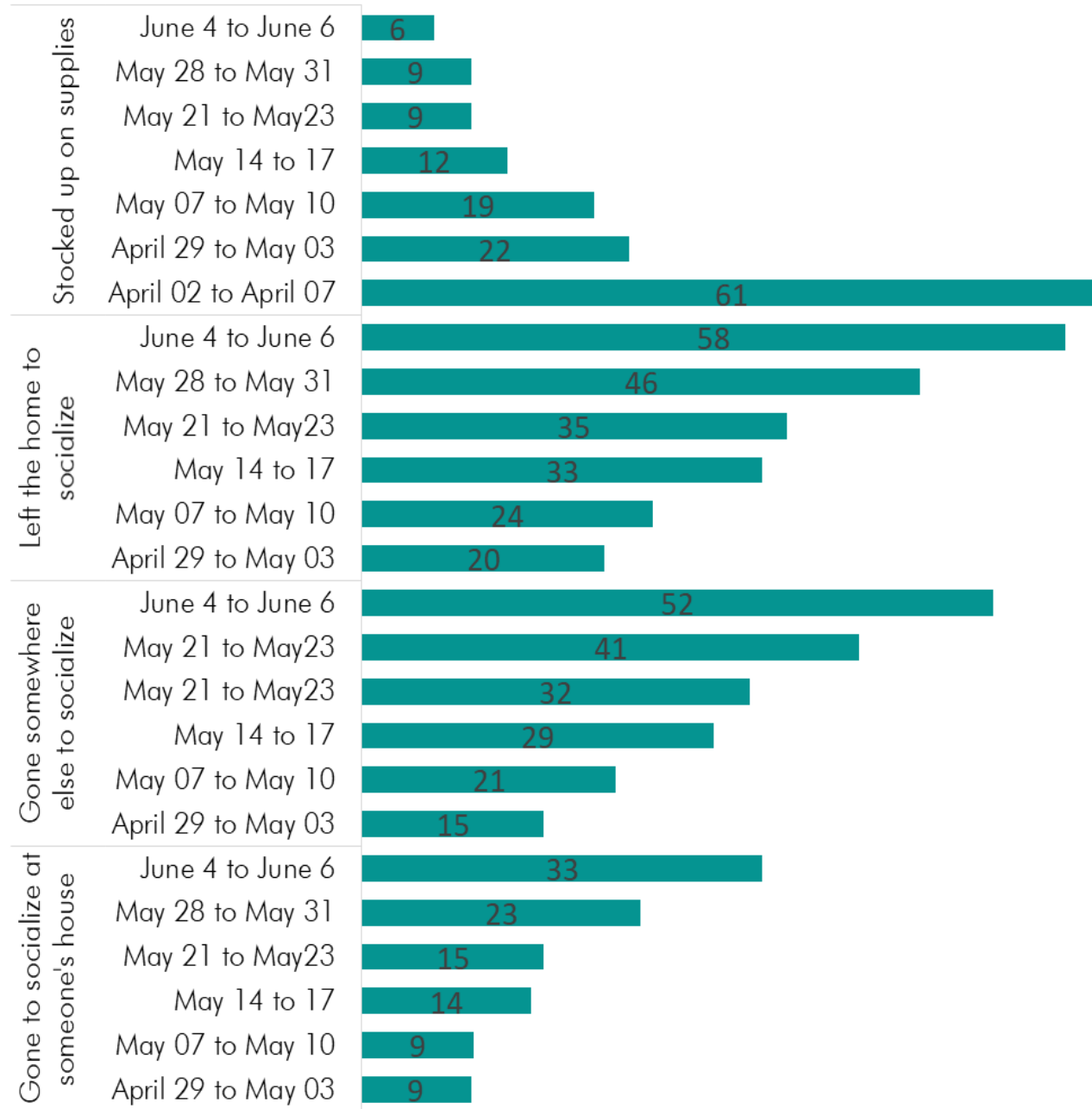
# The economy

- Of the 27% who reported they lost a job during the crisis, half have returned.
- This is up from a quarter of those that had lost a job in the weeks prior.
- Household incomes remain half what they were prior to the crisis;
- Similar shares of people reported no household income in May as in past waves of the survey.
- People in urban areas and those with lower levels of education are significantly more likely to report lower incomes post crisis

# Practices and social norming

The share of the public socializing outside the home has increased to 58% in the last week, up from 15% at the start of the survey.

## In the last week have you? (%)





# Do you plan on going outside the home to socialize next week? (%)

Respondents were told that the majority of the public or the members of their gender had stayed home during the crisis;

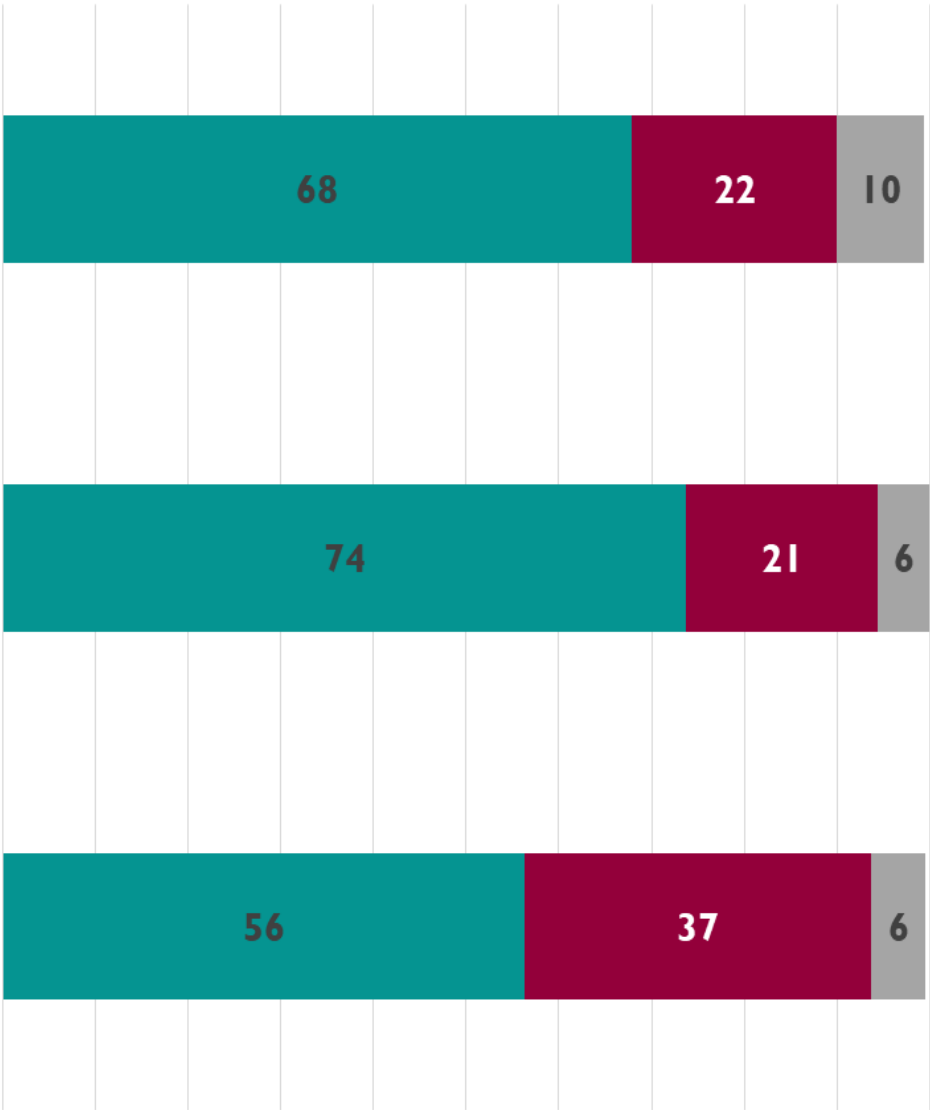
This led to very large increases in their intention to socialize outside the home the following week.

Surveys like the one we are conducting right now show that the vast majority of [Respondent's Sex] have stayed home during the Covid-19 Crisis.

Surveys like the one we are conducting right now show that the vast majority of people were staying at home during the Covid-19 crisis.

Control

Yes No Don't know



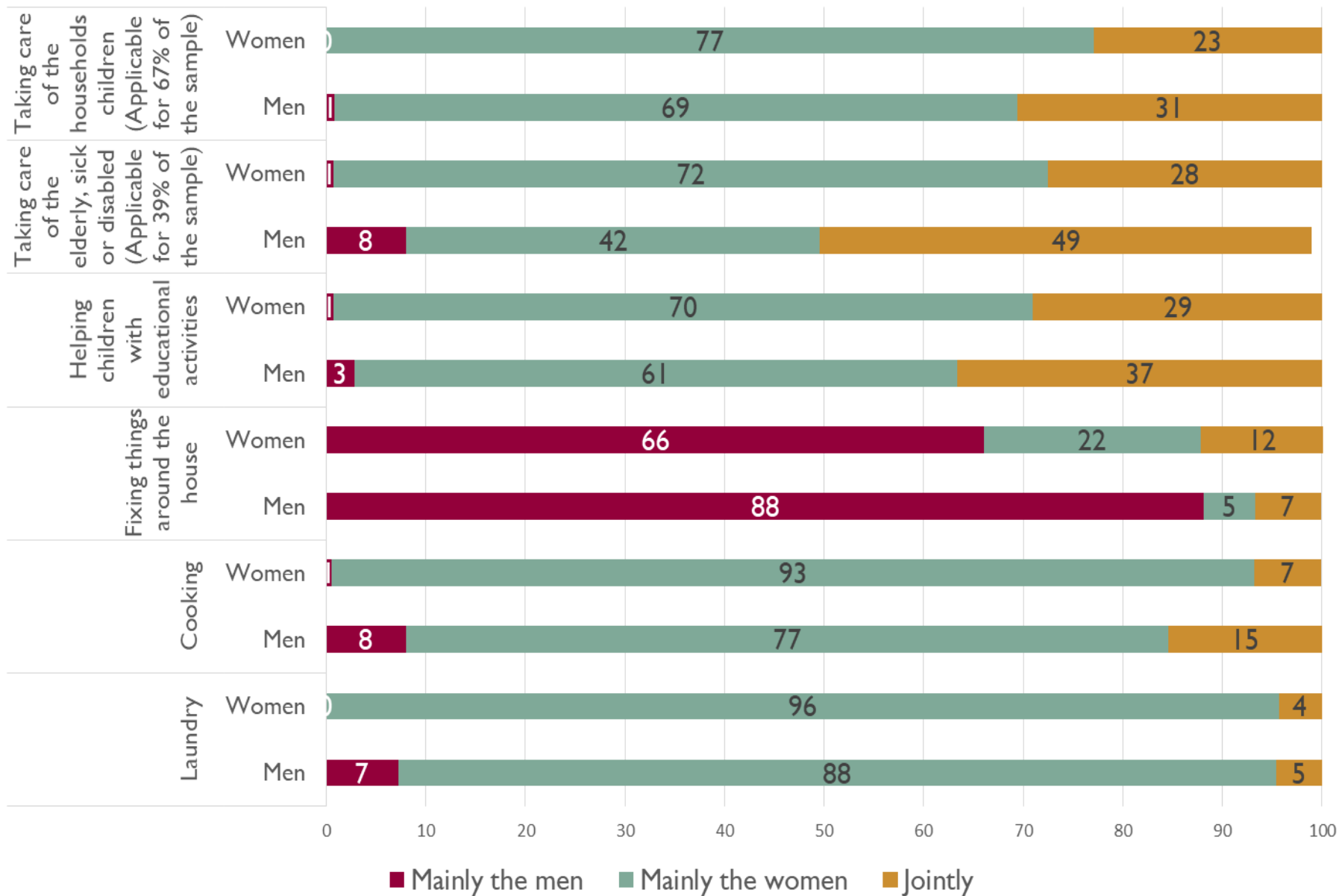
**Gender**

# Who is mainly responsible for the following in your household (%)

28% of women report more than normal work at home, compared with 17% of men.

Approximately 1% of women report domestic violence in one form or another during the crisis.

This estimate should be taken as a floor.





# Conclusions

# Institutional performance and prevention measures

- Generalized approval of institutional performance remains high, though the degree of support is on the decline for most institutions;
- The Church is the exception;
- Policy approval generally remains high, though there is relatively high uncertainty about the provision of mortgage subsidies;

# The Future of Vaccine

- A plurality think there will not be a second wave of the virus;
- People are less supportive of the implementation of numerous measures for virus prevention, if a second wave of the virus emerges;

# The Economy

- The data indicate that there has been the start of a recovery in terms of employment;
- Incomes remain half what they were prior to the crisis;
- Loss of incomes was more common among those in urban areas and among those with lower levels of education.

# Practices and social norming

- 58% of the public reports going out to socialize, a near four times increase since the start of May;
- Social norming, counter-intuitively, encourages people to leave the house to socialize.

# Gender

- The gendered division of labor does not appear to have substantively shifted;
- A floor of 1% of women experienced some form of domestic violence during the crisis.

**Thank you for your time.**  
**Questions?**

# In Georgia, we count



dustin@crrccenters.org

crrc.ge

caucasusbarometer.org

